



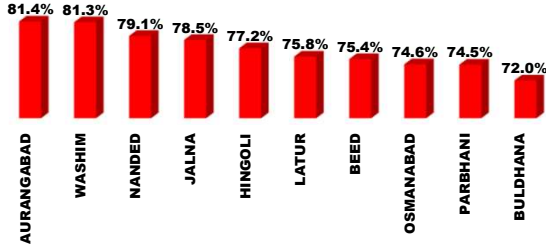
# महाआवास अभियान २०२३-२४

## दैनिक प्रगती अहवाल : १४.१२.२०२३

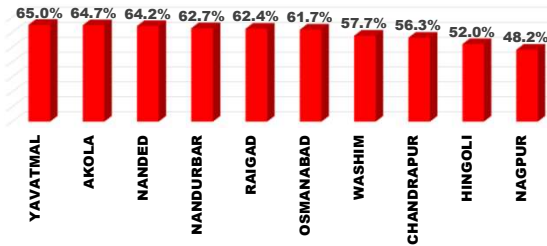
प्रधानमंत्री आवास योजना ग्रामीण – मंजूरी, पूर्ण घरकुले, हप्ते वितरण, भूमिहीन, आर्थिकदृष्ट्या अपूर्ण  
राज्य पुरस्कृत ग्रामीण आवास योजना – मंजूरी, पूर्ण घरकुले, हप्ते वितरण, आर्थिकदृष्ट्या अपूर्ण

योजना	एकूण मंजूरी	दैनिक मंजूरी	एकूण पूर्ण	दैनिक पूर्ण घरकुले	दैनिक पहिला हप्ता वितरीत	दैनिक दुसरा हप्ता वितरीत	दैनिक तिसरा हप्ता वितरीत
प्रधानमंत्री आवास योजना ग्रामीण	१३८०१८५	०	१२०१८७६	२९४	७५	२४८	३२०
राज्य योजना	६६६०२३	२२९३	४६२३५६	३९७	१९१	१८४	७३
एकूण	२०४६२०८	२२९३	१६६४२३२	६९१	२६६	४३२	३९३

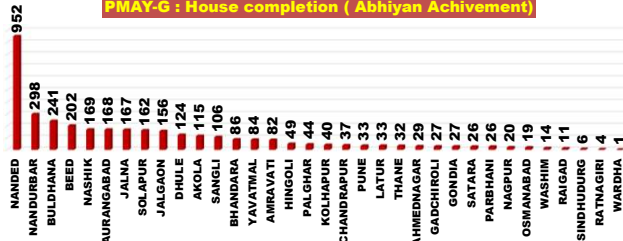
PMAY-G Completion Bottom 10 Dist.



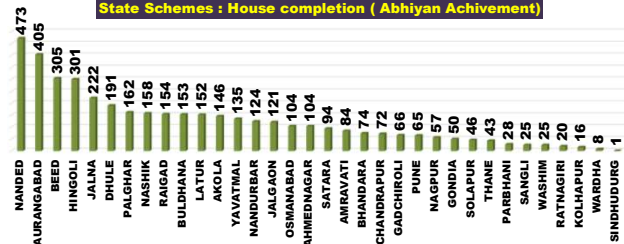
State Schemes Completion Bottom 10 Dist.



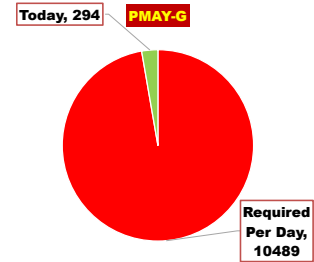
PMAY-G : House completion ( Abhiyan Achievement)



State Schemes : House completion ( Abhiyan Achievement)



Abhiyan Progress



राज्य व्यवस्थापन कक्ष- ग्रामीण गृहनिर्माण


४ था मजला, दक्षिण कक्ष, सिडको भवन, सीबीडी बेलगापुर, नवी मुंबई - ४०० ६१४.

प्रधानमंत्री आवास योजना - ग्रामीण : भूमिहीन लाभार्थी अहवाल

Sr. No.	District	Google Sheet Report			AwaasSoft Report			
		Total Landless	Provided land	Remaining	Landless beneficiaries tagged in AwaasSoft	Landless beneficiaries provided land	Remaining Landless	Remaining Tag (provided land)
1	DHULE	18	18	0	21	21	0	-3
2	GADCHIROLI	9	9	0	9	9	0	0
3	GONDIA	2450	2450	0	2452	2324	128	126
4	KOLHAPUR	257	257	0	244	228	16	29
5	NANDURBAR	0	0	0	0	0	0	0
6	PALGHAR	11	11	0	11	11	0	0
7	RAIGAD	6	6	0	6	6	0	0
8	RATNAGIRI	23	23	0	23	23	0	0
9	SINDHUDURG	420	420	0	414	414	0	6
10	THANE	90	81	9	95	60	35	21
11	SATARA	787	770	17	789	708	81	62
12	NANDED	354	322	32	360	263	97	59
13	SANGLI	281	210	71	275	133	142	77
14	BEED	212	125	87	347	66	281	59
15	WARDHA	2070	1918	152	2198	1911	287	7
16	NASHIK	1680	1513	167	1708	1458	250	55
17	PARBHANI	307	63	244	280	77	203	-14
18	AKOLA	5845	5545	300	5753	5444	309	101
19	PUNE	2056	1681	375	2046	866	1180	815
20	BHANDARA	4811	4423	388	4810	4505	305	-82
21	JALGAON	21627	21225	402	22195	20597	1598	628
22	CHANDRAPUR	2375	1946	429	2262	1794	468	152
23	NAGPUR	4354	3877	477	4327	3572	755	305
24	WASHIM	2448	1845	603	2479	1477	1002	368
25	YAVATMAL	2787	2066	721	2849	2032	817	34
26	HINGOLI	1713	796	917	1680	466	1214	330
27	JALNA	1359	406	953	1373	85	1288	321
28	LATUR	2178	1194	984	2126	808	1318	386
29	OSMANABAD	2085	1074	1011	2064	102	1962	972
30	SOLAPUR	5563	4213	1350	4949	3871	1078	342
31	AURANGABAD	3266	1700	1566	3155	1805	1350	-105
32	AHMEDNAGAR	7459	5269	2190	7578	5126	2452	143
33	BULDHANA	15147	9691	5456	15476	9718	5758	-27
34	AMRAVATI	19874	13961	5913	19812	13611	6201	350
	<b>Total</b>	<b>113922</b>	<b>89108</b>	<b>24814</b>	<b>114166</b>	<b>83591</b>	<b>30575</b>	<b>5748</b>

## प्रधानमंत्री आवास योजना ग्रामीण - पूर्ण घरकूले

Sr. No.	Division	Sanction	13.12.2023	14.12.2023	Daily Achivement	Remaining	Completed & verified	Remaining verified
1	<b>AURANGABAD DIV.</b>	<b>233601</b>	<b>181594</b>	<b>181740</b>	<b>146</b>	<b>51861</b>	<b>175136</b>	<b>6604</b>
2	<b>AMRAVATI DIV.</b>	<b>264938</b>	<b>219671</b>	<b>219730</b>	<b>59</b>	<b>45208</b>	<b>213032</b>	<b>6698</b>
3	<b>NASHIK DIV.</b>	<b>409714</b>	<b>368965</b>	<b>369010</b>	<b>45</b>	<b>40704</b>	<b>351626</b>	<b>17384</b>
4	<b>NAGPUR DIV.</b>	<b>286637</b>	<b>264242</b>	<b>264269</b>	<b>27</b>	<b>22368</b>	<b>257317</b>	<b>6952</b>
5	<b>PUNE DIV.</b>	<b>115986</b>	<b>100846</b>	<b>100859</b>	<b>13</b>	<b>15127</b>	<b>97752</b>	<b>3107</b>
6	<b>KONKAN DIV.</b>	<b>69309</b>	<b>66264</b>	<b>66268</b>	<b>4</b>	<b>3041</b>	<b>64964</b>	<b>1304</b>
<b>Total</b>		<b>1380185</b>	<b>1201582</b>	<b>1201876</b>	<b>294</b>	<b>178309</b>	<b>1159827</b>	<b>42049</b>



प्रधानमंत्री आवास योजना ग्रामीण - पूर्ण घरकूले

Sr. No.	District	Sanction	13.12.2023	14.12.2023	Daily Achivement	Remaining	Completed & verified	Remaining verified
1	NANDED	68394	54049	54117	68	14277	52787	1330
2	AKOLA	46657	41404	41442	38	5215	40759	683
3	JALNA	23958	18774	18804	30	5154	18112	692
4	AURANGABAD	36139	29400	29428	28	6711	28105	1323
5	BHANDARA	63543	57490	57513	23	6030	55369	2144
6	NANDURBAR	118407	108375	108393	18	10014	99419	8974
7	DHULE	64625	57888	57903	15	6722	54709	3194
8	BULDHANA	44300	31892	31906	14	12394	30661	1245
9	BEED	34638	26119	26127	8	8511	24844	1283
10	PARBHANI	18719	13944	13952	8	4767	13574	378
11	PUNE	19136	16137	16144	7	2992	15200	944
12	NASHIK	89276	83226	83232	6	6044	80404	2828
13	SOLAPUR	44906	38152	38157	5	6749	37102	1055
14	AMRAVATI	91902	77149	77153	4	14749	75454	1699
15	JALGAON	77231	64588	64592	4	12639	62928	1664
16	GONDIA	95715	92004	92007	3	3708	91460	547
17	AHMEDNAGAR	60175	54888	54890	2	5285	54166	724
18	LATUR	20160	15286	15288	2	4872	14963	325
19	PALGHAR	35171	33556	33558	2	1613	32840	718
20	YAVATMAL	63194	53871	53873	2	9321	51241	2632
21	HINGOLI	17855	13775	13776	1	4079	13424	352
22	KOLHAPUR	16950	14963	14964	1	1986	14734	230
23	NAGPUR	36085	32625	32626	1	3459	31655	971
24	OSMANABAD	13738	10247	10248	1	3490	9327	921
25	RAIGAD	9774	9362	9363	1	411	9209	154
26	RATNAGIRI	9753	9413	9414	1	339	9262	152
27	WASHIM	18885	15355	15356	1	3529	14917	439
28	CHANDRAPUR	42066	37220	37220	0	4846	36409	811
29	GADCHIROLI	31576	28893	28893	0	2683	26847	2046
30	SANGLI	20650	18011	18011	0	2639	17453	558
31	SATARA	14344	13583	13583	0	761	13263	320
32	SINDHUDURG	5063	4935	4935	0	128	4889	46
33	THANE	9548	8998	8998	0	550	8764	234
34	WARDHA	17652	16010	16010	0	1642	15577	433
Total		1380185	1201582	1201876	294	178309	1159827	42049

राज्यपुरस्कृत आवास योजना ग्रामीण - मंजूरी

Sr. No.	Division	Target	13.12.2023	14.12.2023	Daily Achivement	Sanction %	Remaining	Sanction State Rank
1	NAGPUR DIV.	218681	123158	124030	872	56.7%	94651	3
2	AMRAVATI DIV.	238876	114719	115511	792	48.4%	123365	4
3	AURANGABAD DIV.	352749	185506	185872	366	52.7%	166877	6
4	NASHIK DIV.	260634	135378	135633	255	52.0%	125001	5
5	PUNE DIV.	97714	68916	68921	5	70.5%	28793	2
6	KONKAN DIV.	57796	36053	36056	3	62.4%	21740	1
<b>Total</b>		<b>1226450</b>	<b>663730</b>	<b>666023</b>	<b>2293</b>	<b>54.3%</b>	<b>560427</b>	

Sr. No.	District	Target	13.12.2023	14.12.2023	Daily Achivement	Sanction %	Remaining	Sanction State Rank
1	WASHIM	28321	14478	14900	422	52.6%	13421	14
2	GONDIA	33141	14920	15292	372	46.1%	17849	19
3	YAVATMAL	71979	32013	32383	370	45.0%	39596	34
4	GADCHIROLI	27157	17166	17398	232	64.1%	9759	13
5	NANDED	58008	23257	23481	224	40.5%	34527	32
6	CHANDRAPUR	65429	38285	38453	168	58.8%	26976	28
7	AHMEDNAGAR	44294	40260	40426	166	91.3%	3868	5
8	LATUR	42065	27069	27208	139	64.7%	14857	15
9	NAGPUR	40038	20578	20678	100	51.6%	19360	22
10	JALGAON	63948	29965	30032	67	47.0%	33916	31
11	NASHIK	56911	26277	26296	19	46.2%	30615	30
12	SATARA	13309	12102	12106	4	91.0%	1203	1
13	JALNA	49553	21296	21299	3	43.0%	28254	29
14	RATNAGIRI	13553	6732	6735	3	49.7%	6818	11
15	DHULE	41185	20402	20404	2	49.5%	20781	23
16	NANDURBAR	54296	18474	18475	1	34.0%	35821	33
17	PUNE	18857	14241	14242	1	75.5%	4615	7
18	AKOLA	42134	23516	23516	0	55.8%	18618	21
19	AMRAVATI	50420	23592	23592	0	46.8%	26828	27
20	AURANGABAD	42766	25650	25650	0	60.0%	17116	18
21	BEED	49098	26185	26185	0	53.3%	22913	24
22	BHANDARA	33244	17640	17640	0	53.1%	15604	16
23	BULDHANA	46022	21120	21120	0	45.9%	24902	26
24	HINGOLI	42152	24041	24041	0	57.0%	18111	20
25	KOLHAPUR	18861	14985	14985	0	79.4%	3876	6
26	OSMANABAD	26451	18996	18996	0	71.8%	7455	12
27	PALGHAR	16531	11748	11748	0	71.1%	4783	8
28	PARBHANI	42656	19012	19012	0	44.6%	23644	25
29	RAIGAD	13025	9234	9234	0	70.9%	3791	4
30	SANGLI	12090	9082	9082	0	75.1%	3008	3
31	SINDHUDURG	3575	2110	2110	0	59.0%	1465	2
32	SOLAPUR	34597	18506	18506	0	53.5%	16091	17
33	THANE	11112	6229	6229	0	56.1%	4883	9
34	WARDHA	19672	14569	14569	0	74.1%	5103	10
<b>Total</b>		<b>1226450</b>	<b>663730</b>	<b>666023</b>	<b>2293</b>	<b>54.3%</b>	<b>560427</b>	

राज्यपुरस्कृत आवास योजना ग्रामीण - प्रलंबीत मंजूरी

Sr. No.	Division	रमाई आवास योजना	शबरी आवास योजना	आदीम आवास योजना	पारधी आवास योजना	य.च.मु.व योजना	पुण्यश्लोक अहिल्यादेवी होळकर धरकूल योजना	मोदी आवास
1	KONKAN DIV.	1425	7149	25	3	22	0	13116
2	PUNE DIV.	8415	2582	4	55	20	60	17657
3	NAGPUR DIV.	22574	17860	81	2	1182	16	47862
4	AMRAVATI DIV.	26777	18078	117	9	627	9	52936
5	NASHIK DIV.	18750	58278	61	17	8	25	77748
6	AURANGABAD DIV.	59416	25573	238	26	2126	861	78637
	<b>Total</b>	<b>137357</b>	<b>129520</b>	<b>526</b>	<b>112</b>	<b>3985</b>	<b>971</b>	<b>287956</b>

Sr. No.	District	रमाई आवास योजना	शबरी आवास योजना	आदीम आवास योजना	पारधी आवास योजना	य.च.मु.व योजना	पुण्यश्लोक अहिल्यादेवी होळकर धरकूल योजना	मोदी आवास
1	SATARA	0	0	0	0	0	0	399
2	SINDHUDURG	127	14	16	0	0	0	458
3	SANGLI	1008	30	0	12	0	0	1203
4	RAIGAD	523	810	0	2	0	0	1308
5	AHMEDNAGAR	1081	2388	0	0	0	0	1446
6	KOLHAPUR	1750	35	0	0	0	60	1958
7	PUNE	854	2277	4	14	20	0	2031
8	PALGHAR	99	4223	3	0	0	0	2274
9	THANE	321	2018	6	0	0	0	2456
10	WARDHA	75	61	2	0	0	0	2538
11	RATNAGIRI	355	84	0	1	22	0	2876
12	OSMANABAD	3551	180	0	0	1450	0	3354
13	GADCHIROLI	1075	2803	26	0	0	0	4965
14	WASHIM	1992	912	0	0	0	2	5812
15	LATUR	7081	932	0	4	6	833	5855
16	BHANDARA	3064	1444	0	0	62	1	6001
17	SOLAPUR	4803	240	0	29	0	0	6356
18	AURANGABAD	7186	4112	0	6	0	0	6747
19	GONDIA	2826	916	0	0	0	15	6981
20	HINGOLI	6767	7990	0	0	0	0	7353
21	AKOLA	8715	2549	0	1	0	0	8496
22	NAGPUR	10473	2136	0	0	4	0	9709
23	DHULE	3859	7205	0	0	8	0	10244
24	BEED	5568	1298	0	6	0	0	10515
25	PARBHANI	7687	2141	0	0	196	24	11019
26	BULDHANA	5765	2075	0	0	0	7	11033
27	AMRAVATI	4549	7979	0	7	115	0	13596
28	CHANDRAPUR	5061	10500	53	2	1116	0	14092
29	JALNA	16961	2317	0	2	474	4	14178
30	NASHIK	10404	13163	61	6	0	0	16041
31	JALGAON	2451	3542	0	1	0	25	17055
32	NANDED	4615	6603	238	8	0	0	23063
33	NANDURBAR	955	31980	0	10	0	0	27897
34	YAVATMAL	5756	4563	117	1	512	0	28647
	<b>Total</b>	<b>137357</b>	<b>129520</b>	<b>526</b>	<b>112</b>	<b>3985</b>	<b>971</b>	<b>287956</b>

राज्यपुरस्कृत आवास योजना ग्रामीण - पूर्ण घरकूले

Sr. No.	Division	Sanction	13.12.2023	14.12.2023	Daily Achivement	Completion %	Remaining	To be Completed in Per Day till 31.03.24
1	AURANGABAD DIV.	185872	127283	127515	232	68.6%	58357	540
2	AMRAVATI DIV.	115511	77110	77177	67	66.8%	38334	355
3	NASHIK DIV.	135633	96621	96665	44	71.3%	38968	361
4	NAGPUR DIV.	124030	78269	78294	25	63.1%	45736	423
5	KONKAN DIV.	36056	27504	27524	20	76.3%	8532	79
6	PUNE DIV.	68921	55172	55181	9	80.1%	13740	127
<b>Total</b>		<b>666023</b>	<b>461959</b>	<b>462356</b>	<b>397</b>	<b>69.4%</b>	<b>203667</b>	<b>1886</b>

Sr. No.	District	Sanction	13.12.2023	14.12.2023	Daily Achivement	Completion %	Remaining	To be Completed in Per Day till 31.03.24
1	AURANGABAD	25650	18668	18769	101	73.2%	6881	64
2	NANDED	23481	15026	15069	43	64.2%	8412	78
3	AKOLA	23516	15175	15213	38	64.7%	8303	77
4	HINGOLI	24041	12472	12505	33	52.0%	11536	107
5	BHANDARA	17640	13206	13222	16	75.0%	4418	41
6	DHULE	20404	14801	14817	16	72.6%	5587	52
7	LATUR	27208	21637	21653	16	79.6%	5555	51
8	AHMEDNAGAR	40426	30633	30647	14	75.8%	9779	91
9	BULDHANA	21120	15860	15874	14	75.2%	5246	49
10	JALNA	21299	14279	14293	14	67.1%	7006	65
11	BEED	26185	18697	18706	9	71.4%	7479	69
12	NASHIK	26296	20002	20011	9	76.1%	6285	58
13	OSMANABAD	18996	11719	11728	9	61.7%	7268	67
14	PALGHAR	11748	9002	9011	9	76.7%	2737	25
15	RAIGAD	9234	5750	5759	9	62.4%	3475	32
16	AMRAVATI	23592	16457	16464	7	69.8%	7128	66
17	PARBHANI	19012	14785	14792	7	77.8%	4220	39
18	YAVATMAL	32383	21029	21036	7	65.0%	11347	105
19	PUNE	14242	10701	10706	5	75.2%	3536	33
20	GONDIA	15292	11405	11409	4	74.6%	3883	36
21	JALGAON	30032	19600	19604	4	65.3%	10428	97
22	NAGPUR	20678	9974	9977	3	48.2%	10701	99
23	CHANDRAPUR	38453	21650	21652	2	56.3%	16801	156
24	KOLHAPUR	14985	11144	11146	2	74.4%	3839	36
25	THANE	6229	4387	4389	2	70.5%	1840	17
26	NANDURBAR	18475	11585	11586	1	62.7%	6889	64
27	SATARA	12106	10126	10127	1	83.7%	1979	18
28	SOLAPUR	18506	15805	15806	1	85.4%	2700	25
29	WASHIM	14900	8589	8590	1	57.7%	6310	58
30	GADCHIROLI	17398	12286	12286	0	70.6%	5112	47
31	RATNAGIRI	6735	6334	6334	0	94.0%	401	4
32	SANGLI	9082	7396	7396	0	81.4%	1686	16
33	SINDHUDURG	2110	2031	2031	0	96.3%	79	1
34	WARDHA	14569	9748	9748	0	66.9%	4821	45
<b>Total</b>		<b>666023</b>	<b>461959</b>	<b>462356</b>	<b>397</b>	<b>69.4%</b>	<b>203667</b>	<b>1886</b>

राज्य योजना अपूर्ण घरकुले

Sr. No.	Division	रमाई आवास योजना	शबरी आवास योजना	आदीम आवास योजना	पारधी आवास योजना	व.च.मु.व योजना	पुण्यश्लोक अहिल्यादेवी होळकर घरकुल योजना	मोदी आवास
1	KONKAN DIV.	927	7254	337	0	2	12	0
2	PUNE DIV.	10629	1857	56	54	51	444	649
3	AMRAVATI DIV.	19200	11729	2039	183	1779	112	852
4	NASHIK DIV.	13065	19877	25	108	137	165	1660
5	NAGPUR DIV.	14631	23493	739	21	5172	20	3292
6	AURANGABAD DIV.	45303	9531	42	60	2253	316	5591
	<b>Total</b>	<b>103755</b>	<b>73741</b>	<b>3238</b>	<b>426</b>	<b>9394</b>	<b>1069</b>	<b>12044</b>

Sr. No.	District	रमाई आवास योजना	शबरी आवास योजना	आदीम आवास योजना	पारधी आवास योजना	व.च.मु.व योजना	पुण्यश्लोक अहिल्यादेवी होळकर घरकुल योजना	मोदी आवास
1	SINDHUDURG	79	0	0	0	0	0	0
2	RATNAGIRI	382	13	4	0	2	0	0
3	SANGLI	1676	7	0	3	0	0	0
4	THANE	216	1479	145	0	0	0	0
5	SATARA	1358	24	0	0	23	0	0
6	SOLAPUR	2616	66	0	7	11	0	0
7	PALGHAR	60	2605	72	0	0	0	0
8	RAIGAD	190	3157	116	0	0	12	0
9	PUNE	1613	1748	56	44	0	0	0
10	KOLHAPUR	3366	12	0	0	17	444	0
11	GONDIA	1614	1932	0	0	0	0	0
12	PARBHANI	2708	1050	0	0	236	226	0
13	BHANDARA	2195	1036	0	0	1167	20	0
14	WARDHA	1890	2688	242	1	0	0	0
15	GADCHIROLI	1204	2957	258	0	0	0	0
16	BULDHANA	4040	1114	0	17	0	75	0
17	LATUR	5064	113	0	0	61	0	0
18	DHULE	1950	3508	0	12	117	0	0
19	NASHIK	2244	3990	25	26	0	0	0
20	WASHIM	3170	1161	0	2	0	37	0
21	AURANGABAD	5741	1134	0	6	0	0	0
22	NANDURBAR	836	6053	0	0	0	0	0
23	JALNA	5016	167	0	5	1728	90	0
24	AMRAVATI	3639	3309	0	28	152	0	75
25	OSMANABAD	6844	155	0	41	228	0	317
26	BEED	7097	374	0	8	0	0	337
27	AKOLA	6306	1971	0	26	0	0	535
28	NANDED	7448	387	42	0	0	0	574
29	AHMEDNAGAR	3945	1842	0	15	20	0	630
30	JALGAON	4090	4484	0	55	0	165	693
31	NAGPUR	2368	8322	0	6	5	0	1352
32	YAVATMAL	2045	4174	2039	110	1627	0	1634
33	HINGOLI	5385	6151	0	0	0	0	1940
34	CHANDRAPUR	5360	6558	239	14	4000	0	3957
	<b>Total</b>	<b>103755</b>	<b>73741</b>	<b>3238</b>	<b>426</b>	<b>9394</b>	<b>1069</b>	<b>12044</b>



प्रधानमंत्री आवास योजना ग्रामीण - हप्ते वितरण

Sr. No.	Division	1st Installment (Daily Achivement)	1st Installment Remaining	2nd Installment (Daily Achivement)	2nd Installment Remaining	3rd Installment (Daily Achivement)	3rd Installment Remaining
1	AURANGABAD DIV.	18	9674	94	37907	94	18814
2	NASHIK DIV.	13	3708	56	29560	90	16979
3	AMRAVATI DIV.	31	14960	47	24354	48	10310
4	NAGPUR DIV.	6	2520	36	16597	51	7129
5	PUNE DIV.	5	1701	8	11248	21	4484
6	KONKAN DIV.	2	89	7	2315	16	1683
	<b>Total</b>	<b>75</b>	<b>32652</b>	<b>248</b>	<b>121981</b>	<b>320</b>	<b>59399</b>

Sr. No.	District	1st Installment (Daily Achivement)	1st Installment Remaining	2nd Installment (Daily Achivement)	2nd Installment Remaining	3rd Installment (Daily Achivement)	3rd Installment Remaining
1	AURANGABAD	0	1718	34	3978	22	1767
2	AMRAVATI	12	6322	21	7323	22	2180
3	JALGAON	7	669	18	10568	28	3146
4	NANDED	1	867	27	14320	17	4975
5	DHULE	0	157	14	5063	29	2956
6	GADCHIROLI	1	159	11	1895	18	1544
7	SOLAPUR	5	838	8	5100	17	1897
8	NANDURBAR	4	248	12	6582	13	6530
9	AHMEDNAGAR	0	2285	11	2784	17	1702
10	BEED	2	1072	10	5712	16	3558
11	BHANDARA	3	411	10	4539	15	1123
12	BULDHANA	6	6539	8	4256	14	2257
13	LATUR	0	1644	8	2868	16	1310
14	AKOLA	7	471	11	4093	5	1517
15	HINGOLI	7	1421	5	2293	9	1047
16	YAVATMAL	6	844	7	6347	7	2959
17	NAGPUR	1	711	4	2614	13	846
18	PALGHAR	1	20	7	1239	9	879
19	PARBHANI	2	275	7	3742	7	1785
20	CHANDRAPUR	1	411	6	3556	5	1416
21	JALNA	0	1372	3	2718	6	2024
22	OSMANABAD	6	1305	0	2276	1	2348
23	NASHIK	2	349	1	4563	3	2645
24	WARDHA	0	237	5	1204	0	535
25	RATNAGIRI	0	45	0	208	3	185
26	THANE	1	13	0	386	2	249
27	RAIGAD	-3	11	0	373	2	278
28	SATARA	0	32	0	501	2	358
29	KOLHAPUR	0	136	0	1640	1	581
30	PUNE	0	621	0	2023	1	772
31	GONDIA	0	591	0	2789	0	1665
32	SANGLI	0	74	0	1984	0	876
33	SINDHUDURG	0	0	0	109	0	92
34	WASHIM	0	784	0	2335	0	1397
	<b>Total</b>	<b>75</b>	<b>32652</b>	<b>248</b>	<b>121981</b>	<b>320</b>	<b>59399</b>

राज्यपुरस्कृत आवास योजना ग्रामीण - हप्ते वितरण

Sr. No.	Division	1st Installment (Daily Achivement)	1st Installment Remaining	2nd Installment (Daily Achivement)	2nd Installment Remaining	3rd Installment (Daily Achivement)	3rd Installment Remaining
1	AURANGABAD DIV.	72	11721	74	30593	30	11986
2	NAGPUR DIV.	87	13213	21	24119	9	4451
3	AMRAVATI DIV.	7	8993	42	19350	14	5396
4	PUNE DIV.	25	4420	9	5570	15	1873
5	NASHIK DIV.	0	14424	27	12826	5	6066
6	KONKAN DIV.	0	893	11	4848	0	1499
	<b>Total</b>	<b>191</b>	<b>53664</b>	<b>184</b>	<b>97306</b>	<b>73</b>	<b>31271</b>

Sr. No.	District	1st Installment (Daily Achivement)	1st Installment Remaining	2nd Installment (Daily Achivement)	2nd Installment Remaining	3rd Installment (Daily Achivement)	3rd Installment Remaining
1	OSMANABAD	59	1514	10	4377	6	1190
2	BHANDARA	53	725	4	2366	1	416
3	JALNA	6	1086	45	3359	7	1552
4	YAVATMAL	4	2043	35	6117	3	1656
5	CHANDRAPUR	18	2849	14	11343	4	1744
6	KOLHAPUR	20	1797	0	1634	2	230
7	NAGPUR	16	4568	2	5029	2	541
8	DHULE	0	234	16	2262	2	1506
9	NANDED	1	2752	5	5016	11	1413
10	AURANGABAD	1	1418	10	2781	2	1405
11	LATUR	5	1086	3	2503	3	1378
12	SANGLI	5	694	0	558	6	220
13	SATARA	0	626	8	592	3	430
14	RAIGAD	0	395	9	2171	0	626
15	AKOLA	1	1697	0	5220	7	1117
16	AMRAVATI	0	1364	4	3747	4	1026
17	BULDHANA	2	490	3	2081	0	985
18	SOLAPUR	-15	545	1	1201	4	525
19	JALGAON	0	4325	3	3491	1	1447
20	NANDURBAR	0	2658	4	2200	0	782
21	NASHIK	0	1447	3	2512	1	1127
22	AHMEDNAGAR	0	5760	1	2361	1	1204
23	GADCHIROLI	0	1391	0	1891	2	969
24	HINGOLI	0	2233	1	6677	0	1742
25	PARBHANI	0	658	0	2609	1	941
26	RATNAGIRI	0	64	1	126	0	67
27	THANE	0	398	1	1080	0	177
28	WARDHA	0	1912	1	2306	0	282
29	BEED	0	974	0	3271	0	2365
30	GONDIA	0	1768	0	1184	0	499
31	PALGHAR	0	34	0	1420	0	615
32	PUNE	0	758	0	1585	0	468
33	SINDHUDURG	0	2	0	51	0	14
34	WASHIM	0	3399	0	2185	0	612
	<b>Total</b>	<b>191</b>	<b>53664</b>	<b>184</b>	<b>97306</b>	<b>73</b>	<b>31271</b>

राज्य योजना: पहिला हप्ता प्रलंबीत

Sr. No.	Division	रमाई आवास योजना	शबरी आवास योजना	आदीम आवास योजना	पारधी आवास योजना	य.च.मु.व योजना	पुण्यश्लोक अहिल्यादेवी होळकर घरकुल योजना	मोदी आवास
1	KONKAN DIV.	125	745	23	0	0	0	0
2	PUNE DIV.	3056	536	7	15	6	151	649
3	AMRAVATI DIV.	3774	1370	132	18	372	35	5591
4	NASHIK DIV.	2977	5799	0	6	22	29	1660
5	NAGPUR DIV.	4855	6017	63	2	616	0	3292
6	AURANGABAD DIV.	8123	2026	13	21	537	149	852
	<b>Total</b>	<b>22910</b>	<b>16493</b>	<b>238</b>	<b>62</b>	<b>1553</b>	<b>364</b>	<b>12044</b>

Sr. No.	District	रमाई आवास योजना	शबरी आवास योजना	आदीम आवास योजना	पारधी आवास योजना	य.च.मु.व योजना	पुण्यश्लोक अहिल्यादेवी होळकर घरकुल योजना	मोदी आवास
1	SINDHUDURG	2	0	0	0	0	0	0
2	PALGHAR	2	29	3	0	0	0	0
3	RATNAGIRI	63	1	0	0	0	0	0
4	DHULE	40	173	0	0	21	0	0
5	RAIGAD	36	351	8	0	0	0	0
6	THANE	22	364	12	0	0	0	0
7	BULDHANA	229	261	0	0	0	0	0
8	SOLAPUR	534	7	0	1	3	0	0
9	SATARA	49	2	0	0	1	0	0
10	PARBHANI	157	232	0	0	122	147	0
11	SANGLI	690	4	0	0	0	0	0
12	BHANDARA	569	76	0	0	80	0	0
13	PUNE	140	522	7	14	0	0	0
14	BEED	852	116	0	6	0	0	0
15	JALNA	716	90	0	1	277	2	0
16	LATUR	719	15	0	0	35	0	0
17	AMRAVATI	941	387	0	3	33	0	0
18	GADCHIROLI	138	543	17	0	0	0	0
19	AURANGABAD	1106	309	0	3	0	0	0
20	NASHIK	78	1369	0	0	0	0	0
21	OSMANABAD	1382	18	0	11	103	0	0
22	AKOLA	1517	179	0	1	0	0	0
23	GONDIA	592	839	0	0	0	0	0
24	KOLHAPUR	1643	1	0	0	2	151	75
25	WARDHA	673	1204	35	0	0	0	317
26	YAVATMAL	4	202	132	14	339	0	337
27	HINGOLI	1070	1163	0	0	0	0	535
28	NANDURBAR	4	2654	0	0	0	0	574
29	NANDED	2121	83	13	0	0	0	630
30	CHANDRAPUR	1201	470	11	1	536	0	693
31	WASHIM	1083	341	0	0	0	35	1352
32	JALGAON	1152	1506	0	4	0	29	1634
33	NAGPUR	1682	2885	0	1	0	0	1940
34	AHMEDNAGAR	1703	97	0	2	1	0	3957
	<b>Total</b>	<b>22910</b>	<b>16493</b>	<b>238</b>	<b>62</b>	<b>1553</b>	<b>364</b>	<b>12044</b>

## मोदी आवास घरकुल योजना

Sr. N	District Name	Target	Registered	Sanction	Remaining Sanction	1St Installment	Remaining 1St Installment
1	AHMEDNAGAR	4356	4503	3957	399	0	3957
2	WASHIM	12455	8440	1940	10515	0	1940
3	JALGAON	29531	3521	1634	27897	0	1634
4	YAVATMAL	29999	2279	1352	28647	0	1352
5	GADCHIROLI	6548	746	693	5855	0	693
6	CHANDRAPUR	10874	1846	630	10244	0	630
7	SATARA	1777	1210	574	1203	0	574
8	NANDED	23598	593	535	23063	0	535
9	GONDIA	14429	7199	337	14092	0	337
10	LATUR	6318	362	317	6001	0	317
11	PUNE	1521	501	75	1446	0	75
12	AKOLA	7353	2618	0	7353	0	0
13	AMRAVATI	14178	1668	0	14178	0	0
14	AURANGABAD	5812	61	0	5812	0	0
15	BEED	16041	67	0	16041	0	0
16	BHANDARA	11033	0	0	11033	0	0
17	BULDHANA	17055	261	0	17055	0	0
18	DHULE	9709	0	0	9709	0	0
19	HINGOLI	3354	0	0	3354	0	0
20	JALNA	8496	4	0	8496	0	0
21	KOLHAPUR	2031	19	0	2031	0	0
22	NAGPUR	6747	1621	0	6747	0	0
23	NANDURBAR	2876	0	0	2876	0	0
24	NASHIK	6981	4	0	6981	0	0
25	OSMANABAD	2274	441	0	2274	0	0
26	PALGHAR	458	0	0	458	0	0
27	PARBHANI	13596	17	0	13596	0	0
28	RAIGAD	2456	115	0	2456	0	0
29	RATNAGIRI	6356	724	0	6356	0	0
30	SANGLI	1958	694	0	1958	0	0
31	SINDHUDURG	1308	895	0	1308	0	0
32	SOLAPUR	11019	1827	0	11019	0	0
33	THANE	2538	10	0	2538	0	0
34	WARDHA	4965	32	0	4965	0	0
	<b>Grand Total</b>	<b>300000</b>	<b>42278</b>	<b>12044</b>	<b>287956</b>	<b>0</b>	<b>12044</b>